

	Vocabulary and Grammar	Practice
1 What's this?	2	34
2 Playtime!	4	36
3 This is my nose!	6	38
4 He's a hero!	8	40
5 Where's the ball?	10	42
6 Billy's teddy!	12	44
7 Are these his trousers?	14	46
8 Where's Grandma?	16	48
9 Lunchtime!	18	50
10 A new friend!	20	52
11 I like monkeys!	22	54
12 Dinnertime!	24	56
13 Tidy up!	26	58
14 Action Boy can run!	28	60
15 Let's play ball!	30	62
Grammar reference	64	
Wordlist	70	

Jessica Finnis

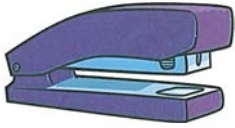
OXFORD
UNIVERSITY PRESS

1


What's this?

Vocabulary Presentation

1 Listen, point and repeat. 🎧 01



stapler



felt-tip pen



glue stick



laptop



rubber stamp



paint



pair of scissors



chalk



paper clip



sharpener

2 Listen and read. 🎧 02



3 Listen again and repeat. Act.

1 Look and say.

Let's learn!




This is a pair of scissors.



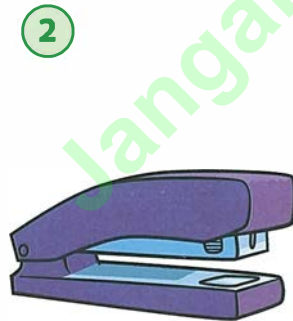
This isn't a laptop.

Use **This is** and **This isn't** with singular nouns that are near to you.

2 Look, read and tick (✓) or cross (✗).



This is a felt-tip pen.



This is a pair of scissors.



This is a rubber stamp.



This is paint.

3 **Talk!** Find things in your pencil case and in the classroom. Point and say.

This is a pair of scissors. This isn't a stapler.

This is a felt-tip pen. This isn't a glue stick.

2

Playtime!

Vocabulary Presentation

1 Listen, point and repeat.  03



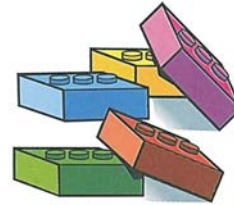
doll's house



skipping rope



puppet



bricks



rocking horse



boat



bottle of bubbles



action figure



pair of rollerblades



go-kart

2 Listen and read.  04

Penny's going home now.



Is this her skipping rope?

No, this is her skipping rope and this is her boat.

This is our action figure ... and this is his hat!



This isn't our puppet.

Wheee! This is my go-kart!



3 Listen again and repeat. Act.

1 Look and say.

Let's learn!



This is **our** puppet.
This isn't **our** boat.



This is **his** action figure.
This is **her** plastic brick.



Is this her doll's house?
Yes, it is.

our = it belongs to you and another person

his = it belongs to a male **her** = it belongs to a female

2 Write.

his ~~our~~ her



This is our rocking horse.



This is _____ boat.



This is _____ puppet.

3 Talk! Find Penny's things from the story on page 4. Point, ask and answer.



Is this her skipping rope?

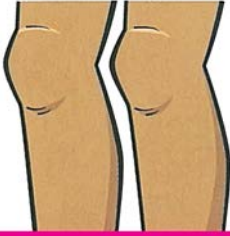
No, it isn't.

3

This is my nose!

Vocabulary Presentation

1 Listen, point and repeat.  05



knees



toes



mouth



chin



elbows



foot



feet



tooth



teeth



ankles

2 Listen and read.  06

These are his knees.
Are these his ankles?

Yes, they are.
This is her mouth.

These are her feet.
Come here please Toby,
and be an action hero!

This is your chin, Toby.

Ha ha, and this
is his elbow, Jess.

Oh, dear!

3 Listen again and repeat. Act.

1 Look and say.

Let's learn!



This is her elbow.
These are her teeth.



Is this his ankle?
Yes, it is.



Are these his knees?
Yes, they are.

Use **this** with singular nouns and **these** with plural nouns.

2 Write. Use *this* or *these*.



Are these his
toes?



Is _____ her
mouth?



Are _____ her
feet?



Is _____ his
tooth?

3 Talk! Look at the action heroes from the story on page 6. Point and say.

These are his knees.

This is his chin.

These are her feet.

This is her elbow.

4

He's a hero!

Vocabulary Presentation

1 Listen, point and repeat.  07



chef



shop keeper



athlete



nurse



ballerina



bus driver



business woman



business man



TV presenter



train driver

2 Listen and read.  08



3 Listen again and repeat. Act.

1 Look and say.

Let's learn!



I'm a nurse.



We're chefs.



Are you a business man?
Yes, I am.



Are they shop keepers?
No, they aren't.

I'm = I am You're = You are We're = We are They're = They are

2 Write 'm, 's or 're.

1 They 're athletes.

2 I _____ a train driver.

3 She _____ a nurse.

4 We _____ TV presenters.

5 You _____ a ballerina.

6 He _____ a bus driver.

3 Talk! Act out jobs. Ask and answer.

Are you a nurse?

No, I'm not.

Are you a shop keeper?

Yes, I am. I'm a shop keeper.

5

Where's the ball?

Vocabulary Presentation

1 Listen, point and repeat.  09



plants



picnic



hopscotch



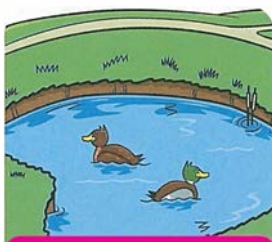
maze




playhouse



pond




ducks



merry-go-round



sandpit



tennis court

2 Listen and read.  10

Where are your action figures?

They're in the sandpit and on the merry-go-round.

Where's my ball?

It's over there, on the tennis court.

No, it isn't. It's in the playhouse.

Where's my boat?


It's on the pond. Look!

Oh no!


3 Listen again and repeat. Act.

1 Look and say.


Let's learn!



Where are my bricks?
They're under the plants.



Where's her ball?
It's in the maze.



Where are your felt-tip pens?
They're in the sandpit.

Use **Where are** with plural nouns.

2 Write.


her They're his Where's



Where's his
skipping rope?



Where are
_____ puppets?



_____ in the
pond.



_____ my
boat?

3 **Talk!** Look at the story on page 10. Where are Toby's things? Ask and answer.

Where's his ball?

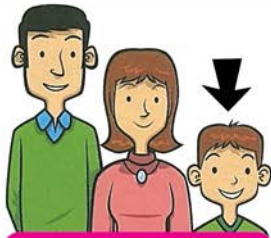
It's in the playhouse.

6

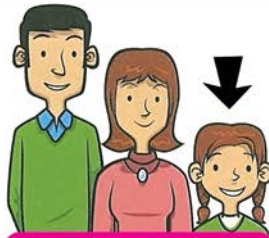
Billy's teddy!

Vocabulary Presentation

1 Listen, point and repeat.  11




son




daughter



toddler




older sister



younger sister



older brother



younger brother



baby



kitten



puppy

2 Listen and read.  12

Look at my new kittens!

Is this the kittens' toy?

No, it's for my two older brothers' school project.

Are these the kittens' toys?

No, they're my younger sister's toys. She's a toddler.

Are these your clothes, Penny?

No, it's the kittens' bed!

3 Listen again and repeat. Act.

1 Look and say.

Let's learn!



These are my sons' boats.




These are my daughter's kittens.
This is the kittens' bed.

's = something that belongs to one person, animal or thing.

s' = something that belongs to more than one person, animal or thing.

2 Write.

daughters' sons' ~~younger brothers'~~ kittens'



This is my
younger
brothers'
go-kart.



These are my
_____ toys.



These are my
_____ skipping ropes.



This is my
_____ kite.

3 Talk! Look at the pictures in Exercise 2. Point and say.

These are his daughters' skipping ropes.

This is her sons' kite.

7

Are these his trousers?

Vocabulary Presentation

1 Listen, point and repeat.  13



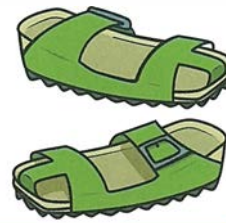
belt



headscarf



cap



sandals



raincoat



woolly hat



boots



glasses




watch



waistcoat

2 Listen and read.  14



3 Listen again and repeat. Act.

1 Look and say.


Let's learn!



These are our headscarves.



Those are his belts.



Those are her boots.

Use **These** with things that are near to you.
Use **Those** with things that are further away.

2 Match. Write *These* or *Those*.



a These are our sandals.

b _____ are his caps.

c _____ are her watches.


d _____ are our boots.

3 **Talk!** Put school objects on the table. Point and say.

These are my pencils. Those are your pens.


These are my books. Those are your rubbers.

Vocabulary Presentation

1 Listen, point and repeat.  15



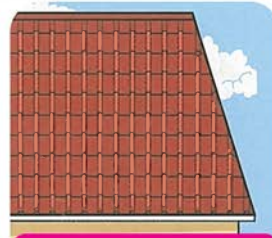
balcony



hall



lift



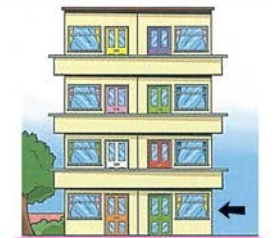
roof



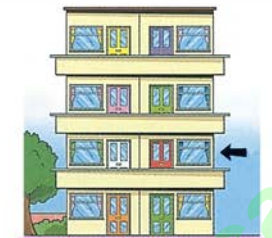
garage



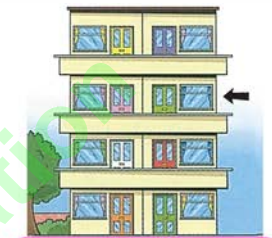
stairs



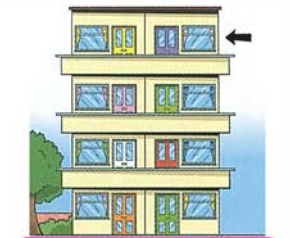
ground floor



first floor




second floor



third floor

2 Listen and read.  16



3 Listen again and repeat. Act.

1 Look and say.

Let's learn!



I'm on the balcony.
I'm not in the hall.



It's on the roof.
It isn't in the garage.



Are you on the ground floor?
No, we aren't.

Use **on** with *balcony, roof, stairs, ground floor, first floor, second floor* and *third floor*.

2 Look, read and match.



- 1 I'm in the lift.
- 3 It's in the hall.

- 2 He's on the balcony.
- 4 We're on the first floor.

3 **Talk!** Look at the story on page 16. Where are they? Point and say.

Toby and Jess are on the stairs.


Mum and Dad are in the hall.

Vocabulary Presentation


1 Listen, point and repeat.  17



sweetcorn



cheese



melon



olives



apricot



knife



fork



spoon





plate



bowl

2 Listen and read.  18



3 Listen again and repeat. Act.

1 Look and say.


Let's learn!



Have you got an olive?
Yes, I have.



You've got an apricot in
your lunch box.



You haven't got
a melon.

Use **an** before words starting with *a, e, i, o* and *u*.

2 Write. Have you got You've got You haven't got

- 1 (✓) You've got sweetcorn.
- 2 (?) _____ an apricot?
- 3 (✗) _____ an olive.
- 4 (✓) _____ a plate.
- 5 (?) _____ a bowl?
- 6 (✗) _____ a spoon.

3 **Talk!** Choose and write 5 items from Exercise 1, page 18. Don't show your partner. Ask and answer.

Have you got a bowl?

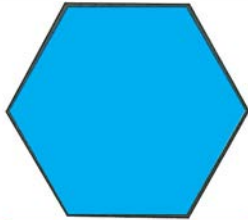
Yes, I have.

No, I haven't.

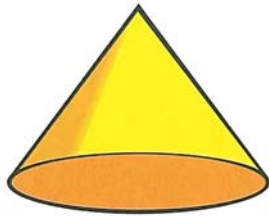
Have you got a spoon?

Vocabulary Presentation


1 Listen, point and repeat.  19



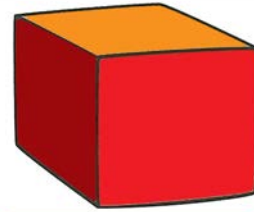
hexagon



cone



oval



cube



fringe



plait



bunches



ponytail



shoulder-length



wavy

2 Listen and read.  20

They've got hexagon kites.




We haven't got hexagon kites. We've got oval kites.

Look at Toby's fringe!



Oh no! I can't see.



It's OK. We've got ponytails!

3 Listen again and repeat. Act.